

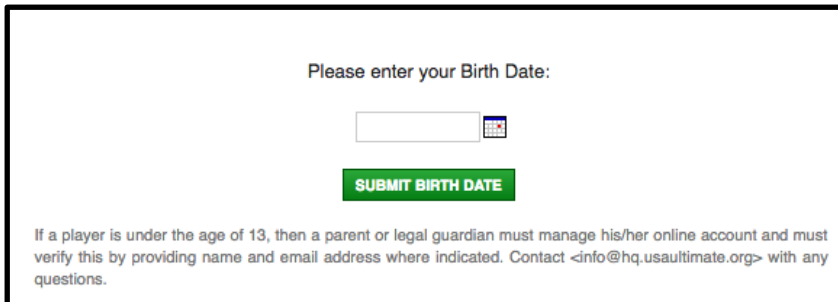
How to create a USA Ultimate account

1. Go to <https://play.usultimate.org/members/>.
2. Click the red button that says "Join USA Ultimate."


New to USA Ultimate?

Join USA Ultimate

3. When prompted, fill in the birth date of the person who will be participating in DD/MM/YYYY form. If the person is under 13, you'll have to verify that you are a legal guardian who will be managing the account, as federal laws prohibit websites from interacting directly with children under age 13. Then click the the **Submit Birth Date** button.



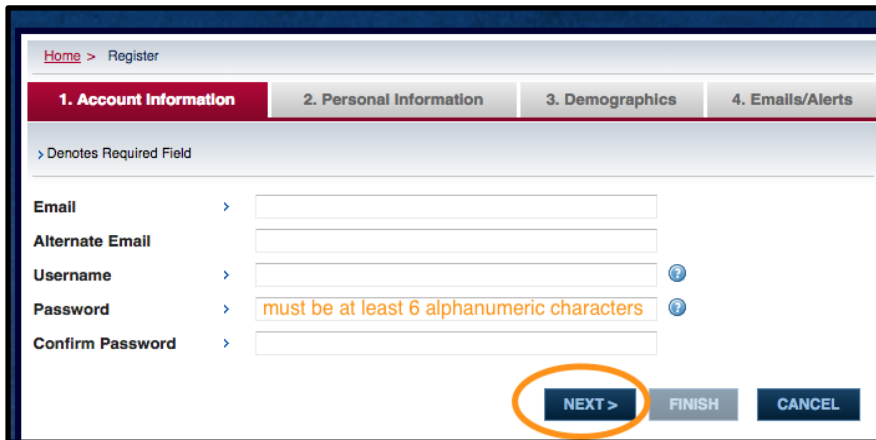
Please enter your Birth Date:



SUBMIT BIRTH DATE

If a player is under the age of 13, then a parent or legal guardian must manage his/her online account and must verify this by providing name and email address where indicated. Contact <info@hq.usultimate.org> with any questions.

4. Fill in the required account information. Usernames must be unique in the system, so be prepared to try a few different ones, if your first choice is already taken. The password must be at least 6 alphanumeric characters. When finished, click the **Next>** button.



Home > Register

1. Account Information | 2. Personal Information | 3. Demographics | 4. Emails/Alerts

> Denotes Required Field

Email >

Alternate Email

Username > ?

Password > must be at least 6 alphanumeric characters ?

Confirm Password >

NEXT > FINISH CANCEL

5. Fill in the required personal information (denoted by the > symbol beside the entry field). This includes address, phone number, birth date, and high school graduation date (which can be estimated to be 6/1 of whatever year past or future that is expected). Note that the "Is Over Thirteen?" field is not actually user-editable but will auto-update after you create the account, so don't worry about whatever is selected there (as long as the birthdate is correct). Optionally, upload a photo of the accountholder to be used in the online profile areas. When finished, click the **Next>** button.

Home > Register

1. Account Information | **2. Personal Information** | 3.

> Denotes Required Field

First Name >

Middle Initial

Last Name >

Former Name

6. If desired, fill in optional demographic information so that USA Ultimate can better understand the types of diversity they are serving. There are several key task forces and working groups within the non-profit USA Ultimate organization that focus on increasing and improving diversity service. When finished, click the **Next>** button.

Home > Register

1. Account Information | 2. Personal Information | **3. Demographics** | 4. Emails/Alerts

> Denotes Required Field

Demographic Information is used to help USA Ultimate better understand our membership and to develop new and existing sponsorship opportunities that support and advance the sport of ultimate in the United States. Individual information collected by USA Ultimate will not be sold or shared with any third parties or outside entities.

Income

Education

Employment

Occupation

Marital Status

Ethnicity

7. If desired, set your email preferences. You can change these at any time. When finished, click the **Finish** button.

Home > Register

1. Account Information | 2. Personal Information | 3. Demographics | **4. Emails/Alerts**

> Denotes Required Field

Use the following to update your communication preferences. We try to keep emails to a minimum, but we do recommend that you remain on our email list as this is our primary means for communicating with you about special deals and important events. We do not share your contact information with any outside parties. You can change your preferences at any time.

Email: Yes No

Subscription:

Email format: HTML Plain Text

Lists:

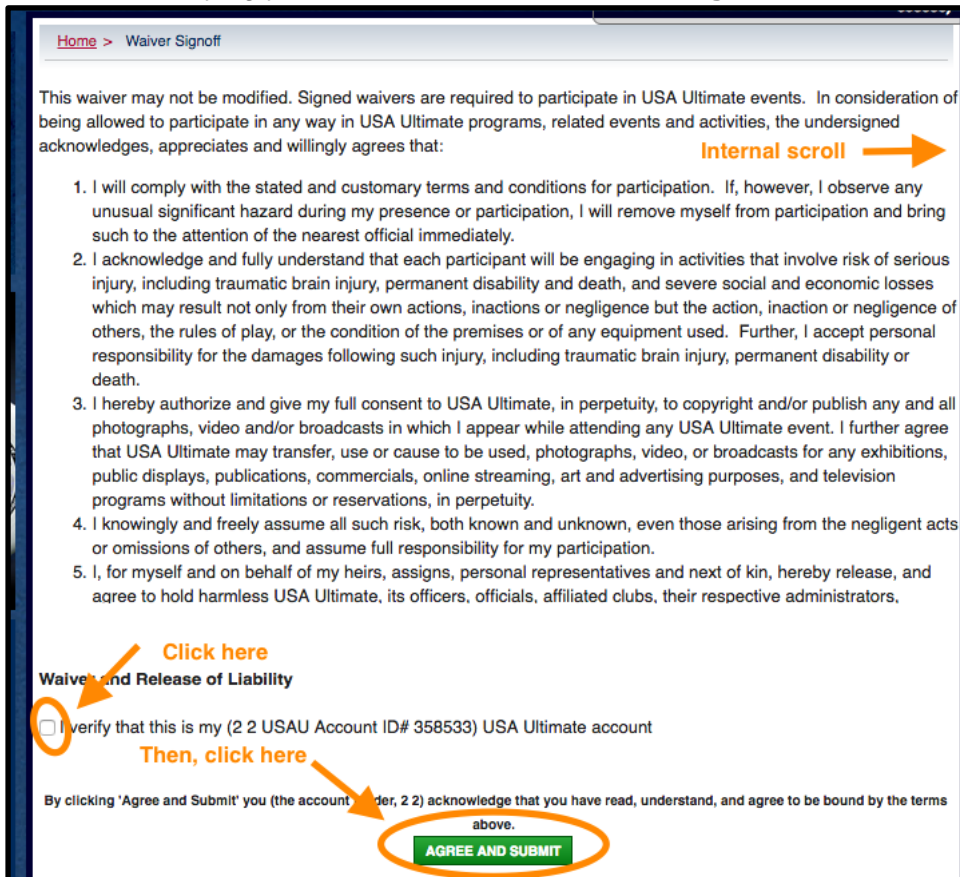
- USA Ultimate General
- USA Ultimate Weekly Updates
- Certified Coaches
- Tournament Directors
- Partner News & Offers

< BACK **FINISH** CANCEL

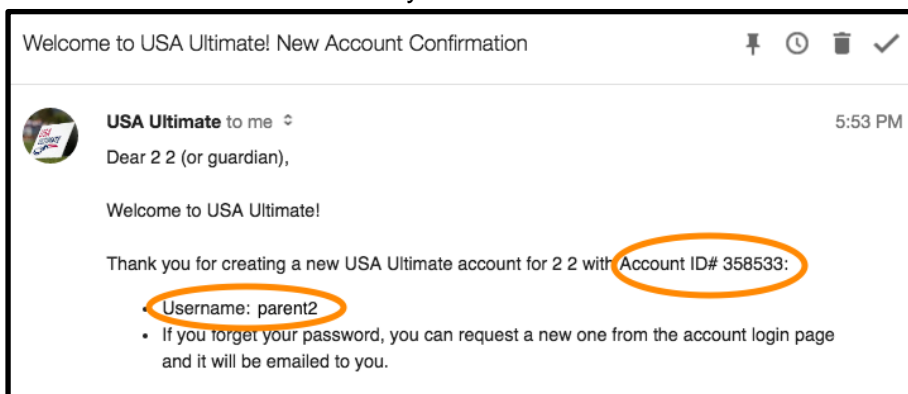
8. In the top right corner of the next page, you will see your name and USAU Account ID number displayed.



9. Read the USA Ultimate Waiver and Release of Liability, using the internal scroll to read the full waiver, click the **checkbox** verifying your account, and then click the **Agree & Submit** button.



10. Shortly thereafter, you should receive an email confirming your account information, including your Account ID# and username. Save these for your records.



11. Log in at any time using your username and password at <https://play.usultimate.org/members/> .