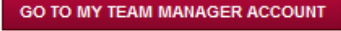



USA Ultimate Instructions How to Make Event Payments




To make a payment for event memberships for sanctioned event, follow the steps below. Please note that you must be the team manager for your team:

1. Login here: <http://play.usultimate.org/members/login/>

2. Select the team from your team list in your team manager account ()

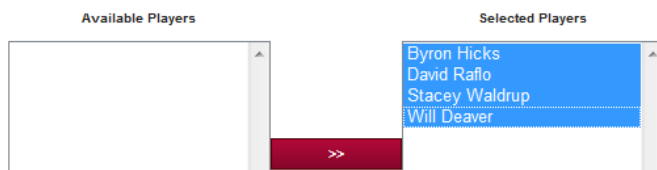
3. Click on the payment icon  next to the event your team is attending.



4. Click the check box for the name of the fee (i.e. Sample Tournament- Event Membership) and select players from your event roster by highlighting their names and moving them with the  button.

Event memberships only apply to those who do not already have a player-level USAU membership. Only individuals listed on your event roster will be listed below.

Players



5. Follow the steps to complete the payment (). A PayPal account is not required.

6. When you view your event roster (), players that have paid the event membership will be listed like this example:

4	300408	Hicks, Byron	Paid Event Membership
---	--------	--------------	------------------------------

7. Event memberships are non-refundable and non-transferrable!

If you have any questions contact USA Ultimate HQ at info@hq.usultimate.org or 719-219-8322.